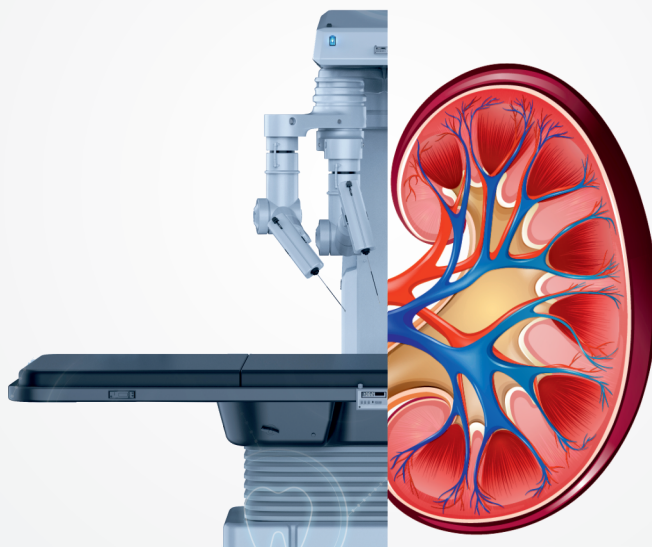




Courses in Urology at JPAC



Enter to Learn
Exit to Serve

JAYARAMDAS PATEL ACADEMIC CENTRE
Muljibhai Patel Urological Hospital

Dr. Virendra Desai Road, Nadiad | **Phone:** +91 268 2520323 to 30 | www.jpac.co.in



LAPAROSCOPIC UROLOGY TRAINING PROGRAM

DAY 1

08:00 am	Introduction to basic principles of laparoscopy
08:10 am	Ergonomics in laparoscopic Urology
08:30 am	Access techniques
09:00 am	Instrumentation pertinent to laparoscopic Urology
09:30 am	Sterilization of laparoscopy instruments
10:00 am	Laparoscopic nephrectomy (step by step)
10:45 am	Tea break
11:00 am	Live demonstration
01:00 pm	Lunch Break
01:30 pm	Dry lab exercises
02:30 pm	Wet lab exercises
	Wet lab Pyeloplasty and/or Nephrectomy (hands on)
.5:30 pm	Q&A Session

DAY 2

09:00 am	Laparoscopic Orchidopexy (step by step)
09:45 am	Laprosopic Pyeloplasty (step by step)
10:30 am	Tea break
11:00 am	Chicken Pyeloplasty in Wet lab
01:00 pm	Lunch Break
01:30 pm	Q & A Session
02:30 pm	Certificate distribution



ROBOTIC UROLOGY TRAINING PROGRAM



DAY 1: Introduction

07:30 am - 08:00 am	Registration
08:00 am - 08:30 am	Welcome address: Dr. Ajay Gangoli (MD, MPUH), Dr. Mahesh Desai, Dr. Ravindra Sabnis
08:30 am-08:45 am	Introduction to the Course, Faculty and Participants Dr. Mihir Desai , Dr. Arvind Ganpule and Dr. Abhishek Singh
08:45 am- 10:15 am	Fundamentals of Robotic Surgery in Urology
10:15 am - 10:30 am	Tea Break in JPAC Foyer
10:30 am - 12:30 pm	"Dry Lab" Hands on training
12:30 pm - 01:30 pm	Lunch
01:30 pm - 03:30 pm	Discussions on: RARP with PLND: Dr. Mihir Desai Robotic System Introduction (Parallel Session)

DAY 2: Bladder / Kidney

07:30 am - 08:15 am	RAPN - Dr. Arvind Ganpule
08:15 am - 09:30 am	Tip and tricks session: RARC and intracorporeal diversion: Dr. Mihir Desai
09:30 am - 01:00 pm	Discussions on: RARC with Intracorporeal IC: Dr. Mihir Desai
01:00 pm - 02:00 pm	Lunch
02:00 pm - 05:00 pm	Hands-on training



Hands on training with tissue models

Advanced robotic procedures

One on one mentorship with expert International faculty

Course Director

Dr. Mihir Desai

Course Co-Director

Dr. Arvind Ganpule

The course will be divided into two days dedicated to
Prostate, Kidney and Bladder

Day 1:

8:15 am	Inauguration
8:30 am	Step by step
	a) RARP: Dr. Mihir Desai
	b) Nuances of resection and Renorrhaphy in RAPN : Dr. Arvind Ganpule/Dr. Abhishek Singh
10:00 am	Live surgery
12:30 pm	Lunch
1:30 pm	System introduction by the Intuitive Team
2:30 pm to 6:00 pm	Hands-on training, including console training and dry lab exercises on SimNow and Da Vinci Si platform

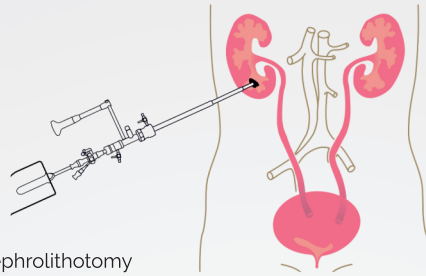
Day 2:

8:30 am	a) Step by step Cystectomy
	b) Step by step diversion
9:30 am	Live surgery
12:00 pm	lunch
1:00 pm to 6:00 pm	Hands-on training in the wet lab on animal tissue models on SimNow and Da Vinci Si platform
6:00 pm	Certification and group photo



PCNL

Percutaneous Nephrolithotomy



DAY 1

08:00 am to 08:30 am	Registration
08:30 am to 08:40 am	Operating room set up
08:40 am to 09:00 am	Applied anatomy from the PCNL point of view
09:00 am to 09:20 am	Imaging before PCNL
09:20 am to 10:00 am	Puncture: Obtaining a perfect puncture
10:00 am to 10:20 am	Tract Dilation: Techniques: Horseshoe for courses approach
10:20 am to 10:40 am	Understanding armamentarium
10:40 am to 11:00 am	Energy sources: which one and when
11:00 am to 11:15 am	Tea break
11:15 am to 01:30 pm	Live demonstration
01:30 pm to 02:30 pm	Lunch
02:30 pm to 05:00 pm	Hands-on

DAY 2

08:30 am to 09:00 am	Exit strategies
09:00 am to 09:30 am	Troubleshooting
09:30 am to 10:30 am	Complications
10:30 am to 10:45 am	PCNL - an upper polar stone
10:45 am to 11:15 am	PCNL - an anomalous kidney
11:15 am to 11:30 am	Tea break
11:30 am to 01:30 pm	Hands-on session
01:30 pm to 02:30 pm	Lunch and disperse

RIRS

Retrograde Intrarenal Surgery



DAY 1

08:00 am to 08.30 am	Registration
08:30 am to 09:00 am	Ergonomics and Operating room set up
09:00 am to 09.30 am	Scopes : All you need to know
09:30 am to 10.00 am	Lasers and Settings
10:00 am to 10.30 am	Accessories: access sheaths / baskets Selection criteria - which, when and where
10:30 am to 11:00 am	Tea break
11:00 am to 01.30 pm	Live demonstration
01: 30 pm to 02.30 pm	Lunch
02:30 pm to 05:00 pm	Hands on

DAY 2

08:30 am to 09:00 am	RIRS for a 1.5 cm stone in pelvis, middle and upper calyceal stone
09:00 am to 09:30 am	RIRS for a lower pole stone
09:30 am to 10:00 am	RIRS in an anomalous kidney
10.30 am to 10:45 am	RIRS in a large volume stone (> 2.5 cm)
10:45 am to 11:15 am	Complication of RIRS
11:15 am to 11:30 am	Tea break
11:30 am to 01:30 pm	Hands on session
01:30 pm to 02:30 pm	Lunch and disperse



VASC

Vascular Access Surgery Course

Course Outline

DAY 1

8.00 am	Introduction
8.05 am to 8.35 am	Course outline
8.35 am to 8.50 am	Need for vascular access and setting up a access clinic: Nephrologists perspective
8.50am to 9.15 am	Vascular anatomy, clinical examination and instrumentation with reference to AVF creation
9.15 am to 9.30 am	Role of ultrasound and doppler in AVF creation
9.30 am to 9.45 am	Radio-cephalic step by step description
9.45 am to 10.00am	Brachiocephalic fistulas step by step description
10.00 am to 10.15am	Brachio-basilic transposition semi live
10.15 am to 10.30 am	Tea break
10.30 am to 1.30 pm	Live surgery
1.30 pm to 2.00 pm	Lunch
2.00 pm to 5.00 pm	Hands on

DAY 2

8.30 am to 9.45 am	Leg fistulas : what a access surgeon should know
9.45 am to 10.00 am	Grafts for Vascular Access which one and when ?
10.00 am to 10.20 am	Why do fistulas fail?
10.20 am to 10.40 am	Complications of AVF – coming out of the ditch?
10.40 am to 11.00 am	Case based Discussion : what do you do next ? Moderator : Dr. Abhishek Singh Panelist : Dr. Ravindra Sabnis, Dr. Abhijit Patil, Dr. Rohan Batra
11.00 am to 2.00 pm	Hands on



Andrology Course



Course Outline

DAY 1

1. Pre-Test and distribution of manual (9:30 A.M -10:00 A.M)

2. Lectures: (10:00 A.M.-11:00 A.M)
 - Master course in Microsurgery in Andrology (10 min)
 - Introduction to the Microsurgery Hands-on workshop (10 minutes)
 - Selecting the optimal operating microscope (10 min)
 - Instruments used in Andrology: (10 min)
 - Ergonomics of microsurgery (10 min)
 - Microsurgery PEARLS (10 min)

3. Basic Microsurgical Skills (Module 1): (11:30 AM-1:30 PM)
 - 11:30 AM-1:30 PM: (Microsurgical varicocelectomy and micro-TESE)
 - 11:30 AM-12:30 PM: Live Hands-On-Training sessions
 - 12:30 PM-1:30 PM: Video lectures and experiences

4. Advanced Microsurgical Skills (Module 2): (2:30 PM-5:30 PM)
 - (Microsurgical VEA, neurovascular bundle lifting, Denervation of spermatic cord):
 - 2:30 PM-3:30 PM: Video lectures and experiences
 - 3:30 PM-5:30 PM: Live Hands-On-Training sessions

5. Post-Test, Discussion and Certificate Distribution: (5:30 PM-6:00 PM)



JPAC Faculty



Dr. Mahesh Desai



Dr. Ravindra Sabnis



Dr. Arvind Ganpule



Dr. Mihir Desai



Dr. Abhishek Singh



Dr. Abhijit Patil



Dr. Vineet Malhotra



Dr. Rohan Batra



Dr. Niramya Pathak



Accommodation



Hotel Comfort World

Opp. MPUH


0 Km



Hotel Titanium (TGC)

Santram Dairy Road


0.5 Kms



Hotel Cypress

Canal Road, Nr. DDIT College

1.5 Kms



Boulevard 9 Resort & Spa

Pij Cross Road, NH 228

5 Kms

Nearest Airports

Ahmedabad - 64 Kms

Vadodara - 60 Kms

Nearest Railway Station

Nadiad - 3 Kms

COURSE COORDINATOR

Purnima Sardesai (+91 99875 30090)

jpac@mpuh.org

Scan for Live Location



For more information please visit www.jpac.co.in